TOTAL:40

Account	Symbol	System	Curr.	Total Profit	Profit Factor	Total Trades	% Prof	Avg Trade	Ratio W/L	Gl/loss Max	Gl/loss Curr	Avg Winning Tot	Avg Losing Tot	First Trade	Last Trade	Last Pos	EDM Date	Time in Market	Night in Market	Avg Contract	Max Intrl	Max Drawdn	Trades By Day	Sharpe Ratio	MAP
ARTIQUOIS	BARTAGE	[MAGIC-Mario]	USD	525.00	100.00	1	100.00%	525.00	0.0000	0.00	0.00	525.00	0.00	01/01/2024	27/03/2024			0.00%	0.00%	56.00%	525.00	0	0	0.87	75.00%
ARTIQUOIS	BARTAGE	[Coastal] Lot Sizer	USD	5,292.00	100.00	1	100.00%	5,292.00	0.0000	0.00	0.00	5,292.00	0.00	08/03/2024	11/03/2024			0.00%	0.00%	70.00%	0	0	0	0.87	400.00%
ARTIQUOIS	BARTAGE	[Fabio] Fabio_Gold_Sniper_Sym5	USD	1,000.00	100.00	1	100.00%	1,000.00	0.0000	0.00	0.00	1,000.00	0.00	01/03/2024	01/03/2024			0.00%	0.00%	0.00%	0	0	0	0.87	0.00%
ARTIQUOIS	BARTAGE	[Tartaro_F_Cl_Strategy] NR	USD	1,000.00	100.00	1	100.00%	1,000.00	0.0000	0.00	0.00	1,000.00	0.00	01/03/2024	01/03/2024			21.88%	0.00%	0.00%	0	0	0	0.87	0.00%
ARTIQUOIS	BARTAGE	[Tartaro_F_Cl_Strategy_L100]	USD	11,500.00	100.00	1	100.00%	11,500.00	0.0000	0.00	0.00	11,500.00	0.00	01/03/2024	01/03/2024			21.88%	0.00%	56.00%	0	0	0	0.87	131.00%
ARTIQUOIS	BARTAGE	[Tartaro_Kaizo_EMA]	USD	2,070.00	100.00	1	100.00%	2,070.00	0.0000	0.00	0.00	2,070.00	0.00	08/03/2024	08/03/2024			0.00%	0.00%	0.00%	0	0	0	0.87	0.00%
ARTIQUOIS	JUSLIPVFX0001	[Tartaro]*_Indicator_Scalper_v20	JPY	0.00	100.00	1	100.00%	0.00	0.0000	0.00	0.00	0.00	0.00	01/03/2024	04/03/2024			0.00%	0.00%	0.00%	0	0	0	0.87	0.00%
ARTIQUOIS	BARTAGE	[EMA]EMA	USD	-4,875.00	100.00	1	100.00%	-1,243.75	0.0000	0.00	-1,243.75	0.00	0.00	27/04/2024	27/04/2024			21.88%	0.00%	25.00%	0	0	0	0.87	56,700.00%
ARTIQUOIS	BARNYARTDEV	[ACTS]1	EUR	0.00	100.00	1	100.00%	0.00	0.0000	0.00	0.00	0.00	0.00	01/01/2024	29/03/2024			0.00%	0.00%	0.00%	0	0	0	0.87	0.00%
ARTIQUOIS	BARTAGE	[Fabio]*_Gold	USD	8,400.00	100.00	1	100.00%	8,400.00	0.0000	0.00	0.00	8,400.00	0.00	01/03/2024	01/03/2024			0.00%	0.00%	0.00%	0	0	0	0.87	38,100.00%
ARTIQUOIS	JUSLIPVFX0001	[X]_EURJPY	JPY	1.00	100.00	1	100.00%	0.00	0.0000	0.00	0.00	0.00	0.00	01/03/2024	01/03/2024			0.00%	0.00%	0.00%	0	0	0	0.87	0.00%
ARTIQUOIS	BARTAGE	[X]_XGBU	USD	64.00	100.00	1	100.00%	64.00	0.0000	0.00	0.00	64.00	0.00	05/03/2024	01/04/2024			10.00%	0.00%	10.00	0	0	0	0.87	1,031.00
ARTIQUOIS	TARGUSGERMIL	[X]_XGXAU	USD	0.00	100.00	1	100.00%	0.00	0.0000	0.00	0.00	0.00	0.00	05/03/2024	27/04/2024			0.00%	0.00%	0.00	0	0	0	0.87	0.00
ARTIQUOIS	SHARGRUS	[Magikos_Fabio	USD	1,176.00	100.00	1	100.00%	441.75	0.0000	0.00	441.75	0.00	0.00	08/03/2024	27/03/2024			0.00%	0.00%	221.00	0	0	0	0.87	28,100.00
ARTIQUOIS	SHARGRUS	[Tartaro]*_Gold_Sniper	USD	1,000.00	100.00	1	100.00%	1,000.00	0.0000	0.00	1,000.00	0.00	0.00	01/03/2024	01/03/2024			0.00%	0.00%	0.00%	0	0	0	0.87	0.00%
ARTIQUOIS	RINEMA	[Fabio]*_Gold_Sniper_Sym10	USD	1,000.00	100.00	1	100.00%	500.00	0.0000	0.00	500.00	0.00	0.00	08/03/2024	08/03/2024			0.00%	0.00%	0.00%	0	0	0	0.87	0.00%
ARTIQUOIS	SHARGRUS	[Tartaro]*	USD	1,000.00	100.00	1	100.00%	500.00	0.0000	0.00	500.00	0.00	0.00	01/03/2024	01/03/2024			0.00%	0.00%	0.00%	0	0	0	0.87	0.00%
ARTIQUOIS	BARTAGE	[Fabio]*_Gold_v10000	USD	1,000.00	100.00	1	100.00%	500.00	0.0000	0.00	500.00	0.00	0.00	01/03/2024	01/03/2024			0.00%	0.00%	0.00%	0	0	0	0.87	0.00%
ARTIQUOIS	JUSLIPVFX0001	[Fabio]*_Magnum_100	JPY	2.00	100.00	1	100.00%	0.00	0.0000	0.00	0.00	0.00	0.00	01/03/2024	21/03/2024			21.88%	0.00%	0.00%	0	0	0	0.87	0.00%
ARTIQUOIS	RINEMA	[Gaussian]X	USD	2,000.00	20.00	5	80.00%	398.00	0.4000	0.00	191.00	0.00	0.00	27/03/2024	27/03/2024			0.00%	0.00%	20.00	0	0	0	1.00	500.00
ARTIQUOIS	RINEMA	[TSI]TSI_X	USD	2,000.00	20.00	5	80.00%	398.00	0.4000	0.00	191.00	0.00	0.00	27/03/2024	27/03/2024			0.00%	0.00%	20.00	0	0	0	1.00	500.00
ARTIQUOIS	SHARGRUS	[Fabio]*_Gold_Sniper_Lot	USD	1,000.00	100.00	1	100.00%	500.00	0.0000	0.00	500.00	0.00	0.00	01/03/2024	01/03/2024			0.00%	0.00%	0.00%	0	0	0	0.87	0.00%
ARTIQUOIS	SARGEMGERMIL	[Belldog]*[TSI]	USD	0.00	0.00	1	0.00%	0.00	0.0000	0.00	0.00	0.00	0.00	01/03/2024	01/03/2024			0.00%	0.00%	0.00%	0	0	0	0.87	0.00%
ARTIQUOIS	SHARGRUS	[Fabio]*[Belldog]NR	USD	1,000.00	100.00	1	100.00%	1,000.00	0.0000	0.00	1,000.00	0.00	0.00	01/03/2024	01/03/2024			0.00%	0.00%	0.00%	0	0	0	0.87	0.00%
ARTIQUOIS	SAUGER	[*_Cci_15_Ob_Ex_Cl_15	USD	1,400.00	16.00	5	80.00%	280.00	0.7500	0.00	275.00	0.00	0.00	08/03/2024	27/03/2024			0.00%	0.00%	0.00%	0	0	0	0.87	125.00
ARTIQUOIS	RINEMA	[Tartaro]*[_Cmarsi]	USD	6,345.00	10.00	5	80.00%	1,345.00	0.0000	0.00	2,010.00	0.00	0.00	01/03/2024	04/03/2024			21.88%	0.00%	20.00	0	0	0	0.87	215.00
ARTIQUOIS	RINEMA	[Tartaro_v_Ema_F_Ob_Ex_Nr	USD	4,700.00	10.00	5	80.00%	1,100.00	0.0000	0.00	1,700.00	-400.00	0.00	01/03/2024	04/03/2024			0.00%	0.00%	20.00	0	0	0	0.87	100.00
ARTIQUOIS	SHARGRUS	[Fabio]*_BearPunch	USD	800.00	0.00	5	80.00%	170.00	0.0000	0.00	200.00	0.00	0.00	27/03/2024	27/03/2024			0.00%	0.00%	0.00	0	0	0	0.87	100.00
ARTIQUOIS	SHARGRUS	[Tartaro]*[_Cmarsi]_Ob_Ex_Cl	USD	1,000.00	0.00	5	80.00%	200.00	0.0000	0.00	200.00	0.00	0.00	01/03/2024	04/03/2024			0.00%	0.00%	0.00	0	0	0	0.87	0.00%
ARTIQUOIS	SHARGRUS	[M_M_M]T_Fabio	USD	1,000.00	0.00	5	80.00%	210.00	0.0000	0.00	300.00	0.00	0.00	11/03/2024	11/03/2024			0.00%	0.00%	0.00	0	0	0	0.87	0.00%
ARTIQUOIS	SHARGRUS	[Fabio]*[Tartaro]_Ob_Ex_Cl	USD	4,000.00	0.00	5	80.00%	800.00	0.0000	0.00	800.00	0.00	0.00	01/03/2024	04/03/2024			0.00%	0.00%	0.00	0	0	0	0.87	0.00%
ARTIQUOIS	JPYGAME	[X]_GBP2	USD	2,031.00	0.00	7	71.43%	290.14	0.0000	0.00	1,031.00	0.00	0.00	04/03/2024	27/03/2024			0.00%	0.00%	0.00	0	0	0	0.87	0.00%
ARTIQUOIS	SHARGRUS	[Fabio]*_gaSoroMM	USD	21,000.00	7.00	9	78.00%	5,400.00	0.0000	-3,000.00	-3,000.00	8,275.00	-3,200.00	04/03/2024	27/03/2024			10.00%	0.00%	21,000.00	0	0	0	0.87	90.00
ARTIQUOIS	SHARGRUS	[Fabio]*_gaSoroMM	USD	21,000.00	7.00	9	78.00%	5,400.00	0.0000	-3,000.00	-3,000.00	8,275.00	-3,200.00	04/03/2024	27/03/2024			10.00%	0.00%	21,000.00	0	0	0	0.87	90.00
ARTIQUOIS	SHARGRUS	[Fabio]*_Gold	USD	1,000.00	100.00	1	100.00%	500.00	0.0000	0.00	500.00	0.00	0.00	01/03/2024	01/03/2024			0.00%	0.00%	0.00%	0	0	0	0.87	0.00%
ARTIQUOIS	SHARGRUS	[Tartaro]*[_Sym_v2017	USD	3,675.00	7.00	9	89.00%	1,175.00	0.0000	-1,075.00	0.00	1,910.00	-880.00	01/03/2024	27/03/2024			21.88%	0.00%	367.00	0	0	0	0.87	70.00
ARTIQUOIS	SAUGERPTFX	[Fabio]*_gaSoroMM	USD	2,400.00	7.00	9	89.00%	480.00	0.0000	-300.00	-300.00	1,000.00	-300.00	08/03/2024	27/03/2024			16.70%	0.00%	240.00	0	0	0	0.87	30.00
ARTIQUOIS	SAUGERPTFX	[Fabio]*_gaSoroMM	USD	2,400.00	7.00	9	89.00%	480.00	0.0000	-300.00	-300.00	1,000.00	-300.00	08/03/2024	27/03/2024			16.70%	0.00%	240.00	0	0	0	0.87	30.00
ARTIQUOIS	RINEMA	[MAXP]TMA	USD	2,700.00	7.00	9	78.00%	337.50	0.0000	-400.00	-400.00	500.00	-310.00	01/03/2024	27/03/2024			10.00%	0.00%	300.00	0	0	0	0.87	90.00
ARTIQUOIS	RINEMA	[Tartaro]*[_Cmarsi]	USD	2,700.00	7.00	9	78.00%	337.50	0.0000	-400.00	-400.00	500.00	-310.00	01/03/2024	27/03/2024			10.00%	0.00%	300.00	0	0	0	0.87	90.00
ARTIQUOIS	SHARGRUS	[Tartaro]*[Tartaro]_Ob_Ex	USD	1,000.00	0.00	5	80.00%	200.00	0.0000	0.00	200.00	0.00	0.00	01/03/2024	04/03/2024			0.00%	0.00%	0.00	0	0	0	0.87	0.00%
ARTIQUOIS	SHARGRUS	[Tartaro]*[Tartaro]_Ob_Ex_Cl	USD	2,000.00	0.00	5	80.00%	400.00	0.0000	0.00	400.00	0.00	0.00	01/03/2024	04/03/2024			0.00%	0.00%	0.00	0	0	0	0.87	0.00%
ARTIQUOIS	SHARGRUS	[Tartaro]*[Tartaro]_Ob_Ex_Nr	USD	0.00	0.00	5	80.00%	0.00	0.0000	0.00	0.00	0.00	0.00	01/03/2024	04/03/2024			0.00%	0.00%	0.00	0	0	0	0.87	0.00%
ARTIQUOIS	SHARGRUS	[Tartaro]*[Tartaro]_Ob_Ex_Nr_Cl	USD	1,000.00	0.00	5	80.00%	200.00	0.0000	0.00	200.00	0.00	0.00	01/03/2024	04/03/2024			0.00%	0.00%	0.00	0	0	0	0.87	0.00%
ARTIQUOIS	SHARGRUS	[Tartaro]*[Tartaro]_Ob_Ex_Nr_Cl	USD	1,000.00	0.00	5	80.00%	200.00	0.0000	0.00	200.00	0.00	0.00	01/03/2024	04/03/2024			0.00%	0.00%	0.00	0	0	0	0.87	0.00%
ARTIQUOIS	JUSLIPVFX0001	[Fabio]*_Magnum_100	JPY	2.00	100.00	1	100.00%	0.00	0.0000	0.00	0.00	0.00	0.00	01/03/2024	21/03/2024			21.88%	0.00%	0.00%	0	0	0	0.87	0.00%
ARTIQUOIS	RINEMA	[TSI]TSI_X	USD	2,000.00	20.00	5	80.00%	398.00	0.4000	0.00	191.00	0.00	0.00	27/03/2024	27/03/2024			0.00%	0.00%	20.00	0	0	0	1.00	500.00
ARTIQUOIS	RINEMA	[Gaussian]X	USD	2,000.00	20.00	5	80.00%	398.00	0.4000	0.00	191.00	0.00	0.00	27/03/2024	27/03/2024			0.00%	0.00%	20.00	0	0	0	1.00	500.00
ARTIQUOIS	SHARGRUS	[Fabio]*_Gold_Sniper_Lot	USD	1,000.00	100.00	1	100.00%	500.00	0.0000	0.00	500.00	0.00	0.00	01/03/2024	01/03/2024			0.00%	0.00%	0.00%	0	0	0	0.87	0.00%
ARTIQUOIS	SARGEMGERMIL	[Belldog]*[TSI]	USD	0.00	0.00	1	0.00%	0.00	0.0000	0.00	0.00	0.00	0.00	01/03/2024	01/03/2024			0.00%	0.00%	0.00%	0	0	0	0.87	0.00%
ARTIQUOIS	SHARGRUS	[Fabio]*[Belldog]NR	USD	1,000.00	100.00	1	100.00%	1,000.00	0.0000	0.00	1,000.00	0.00	0.00	01/03/2024	01/03/2024			0.00%	0.00%	0.00%	0	0	0	0.87	0.00%
ARTIQUOIS	SAUGER	[*_Cci_15_Ob_Ex_Cl_15	USD	1,400.00	16.00	5	80.00%	280.00	0.7500	0.00	275.00	0.00	0.00	08/03/2024	27/03/2024			0.00%	0.00%	0.00%	0	0	0	0.87	125.00
ARTIQUOIS	RINEMA	[Tartaro]*[_Cmarsi]	USD	6,345.00	10.00	5	80.00%	1,345.00	0.0000	0.00	2,010.00	0.00	0.00	01/03/2024	04/03/2024			21.88%	0.00%	20.00	0	0	0	0.87	215.00
ARTIQUOIS	RINEMA	[Tartaro_v_Ema_F_Ob_Ex_Nr	USD	4,700.00	10.00	5	80.00%	1,100.00	0.0000	0.00	1,700.00	-400.00	0.00	01/03/2024	04/03/2024			0.00%	0.00%	20.00	0	0	0	0.87	100.00
ARTIQUOIS	SHARGRUS	[Fabio]*_BearPunch	USD	800.00	0.00	5	80.00%	170.00	0.0000	0.00	200.00	0.00	0.00	27/03/2024	27/03/2024			0.00%	0.00%	0.00	0	0	0	0.87	100.00
ARTIQUOIS	SHARGRUS	[Tartaro]*[_Cmarsi]_Ob_Ex_Cl	USD	1,000.00	0.00	5	80.00%	200.00	0.0000	0.00	200.00	0.00	0.00	01/03/2024	04/03/2024			0.00%	0.00%	0.00	0	0	0	0.87	0.00%
ARTIQUOIS	SHARGRUS	[M_M_M]T_Fabio	USD	1,000.00	0.00	5	80.00%	210.00	0.0000	0.00	300.00	0.00	0.00	11/03/2024	11/03/2024			0.00%	0.00%	0.00	0	0	0	0.87	0.00%
ARTIQUOIS	SHARGRUS	[Fabio]*[Tartaro]_Ob_Ex_Cl	USD	4,000.00	0.00	5	80.00%	800.00	0.0000	0.00	800.00	0.00	0.00	01/03/2024	04/03/2024			0.00%	0.00%	0.00	0	0	0	0.87	0.00%
ARTIQUOIS	JPYGAME	[X]_GBP2	USD	2,031.00	0.00	7	71.43%	290.14	0.0000	0.00	1,031.00	0.00	0.00	04/03/2024	27/03/2024			0.00%	0.00%	0.00	0	0	0	0.87	0.00%
ARTIQUOIS	SHARGRUS	[Fabio]*_gaSoroMM	USD	21,000.00	7.00	9	78.00%	5,400.00	0.0000	-3,000.00	-3,000.00	8,275.00	-3,200.00	04/03/2024	27/03/2024			10.00%	0.00%	21,000.00	0	0	0	0.87	90.00
ARTIQUOIS	SHARGRUS	[Fabio]*_gaSoroMM	USD	21,000.00	7.00	9	78.00%	5,400.00	0.0000	-3,000.00	-3,000.00	8,275.00	-3,200.00	04/03/2024	27/03/2024			10.00%	0.00%	21,000.00	0	0	0	0.87	90.00
ARTIQUOIS	SHARGRUS	[Fabio]*_Gold	USD	1,000.00	100.00	1	100.00%	500.00	0.0000	0.00	500.00	0.00	0.00	01/03/2024	01/03/2024			0.00%	0.00%	0.00%	0	0	0	0.87	0.00%
ARTIQUOIS	SHARGRUS	[Tartaro]*[_Sym_v2017	USD	3,675.00	7.00	9	89.00%	1,175.00	0.0000	-1,075.00	0.00	1,910.00	-880.00	01/03/2024	27/03/2024			21.88%	0.00%	367.00	0	0	0	0.87	70.00
ARTIQUOIS	SAUGERPTFX	[Fabio]*_gaSoroMM	USD	2,400.00	7.00	9	89.00%	480.00	0.0000	-300.00	-300.00	1,000.00	-300.00	08/03/2024	27/03/2024			16.70%	0.00%	240.00	0	0	0	0.87	30.00
ARTIQUOIS	SAUGERPTFX	[Fabio]*_gaSoroMM	USD	2,400.00	7.00	9	89.00%	480.00	0.0000	-300.00	-300.00	1,000.00	-300.00	08/03/2024	27/03/2024			16.70%	0.00%	240.00	0	0	0	0.87	30.00
ARTIQUOIS	RINEMA	[MAXP]TMA	USD	2,700.00	7.00	9	78.00%	337.50	0.0000	-400.00	-400.00	500.00	-310.00	01/03/2024	27/03/2024			10.00%	0.00%	300.00	0	0	0	0.87	90.00
ARTIQUOIS	RINEMA	[Tartaro]*[_Cmarsi]	USD	2,700.00	7.00	9	78.00%	337.50	0.0000	-400.00	-400.00	500.00	-310.00	01/03/2024	27/03/2024			10.00%	0.00%	300.00	0	0	0	0.87	90.00
ARTIQUOIS	SHARGRUS	[Tartaro]*[Tartaro]_Ob_Ex	USD	1,000.00	0.00	5	80.00%	200.00	0.0000	0.00	200.00	0.00	0.00	01/03/2024	04/03/2024			0.00%	0.00%	0.00	0	0	0	0.87	0.00%
ARTIQUOIS	SHARGRUS	[Tartaro]*[Tartaro]_Ob_Ex_Cl	USD	2,000.00	0.00	5	80.00%	400.00	0.0000	0.00	400.00	0.00	0.00	01/03/2024	04/03/2024			0.00%	0.00%	0.00	0	0	0	0.87	0.00%
ARTIQUOIS	SHARGRUS	[Tartaro]*[Tartaro]_Ob_Ex_Nr	USD	0.00	0.00	5	80.00%	0.00	0.0000	0.00	0.00	0.00	0.00	01/03/2024	04/03/2024			0.00%	0.00%	0.00	0	0	0	0.87	0.00%
ARTIQUOIS	SHARGRUS	[Tartaro]*[Tartaro]_Ob_Ex_Nr_Cl	USD	1,000.00	0.00	5	80.00%	200.00	0.0000	0.00	200.00	0.00	0.00	01/03/2024	04/03/2024			0.00%	0.00%	0.00	0	0	0	0.87	0.00%
ARTIQUOIS	SHARGRUS	[Tartaro]*[Tartaro]_Ob_Ex_Nr_Cl	USD	1,000.00	0.00	5	80.00%	200.00	0.0000	0.00	200.00	0.00	0.00	01/03/2024	04/03/2024			0.00%	0.00%	0.00	0	0	0	0.87	0.00%
ARTIQUOIS	JUSLIPVFX0001	[Fabio]*_Magnum_100	JPY	2.00	100.00	1	100.00%	0.00	0.0000	0.00	0.00	0.00	0.00	01/03/2024	21/03/2024			21.88%	0.00%	0.00%	0	0	0	0.87	0.00%
ARTIQUOIS	RINEMA	[TSI]TSI_X	USD	2,000.00	20.00	5	80.00%	398.00	0.4000	0.00	191.00	0.00	0.00	27/03/2024	27/03/2024			0.00%	0.00%	20.00	0	0	0	1.00	500.00
ARTIQUOIS	RINEMA	[Gaussian]X	USD	2,000.00	20.00	5	80.00%	398.00	0.4000	0.00	191.00	0.00	0.00	27/03/2024	27/03/2024			0.00%	0.00%	20.00	0	0	0	1.00	500.00
ARTIQUOIS	SHARGRUS	[Fabio]*_Gold_Sniper_Lot	USD	1,000.00	100.00	1	100.00%	500.00	0.0000	0.00	500.00	0.00	0.00	01/03/2024	01/03/2024			0.00%	0.00%	0.00%	0	0	0	0.87	0.00%
ARTIQUOIS	SARGEMGERMIL	[Belldog]*[TSI]	USD	0.00	0.00	1	0.00%	0.00	0.0000	0.00	0.00	0.00	0.00	01/03/2024	01/03/2024			0.00%	0.00%	0.00%	0	0	0	0.87	0.00%
ARTIQUOIS	SHARGRUS	[Fabio]*[Belldog]NR	USD	1,000.00	100.00	1	100.00%	1,000.00	0.0000	0.00	1,000.00	0.00	0.00	01/03/2024	01/03/2024			0.00%	0.00%	0.00%	0	0	0	0.87	0.00%
ARTIQUOIS	SAUGER	[*_Cci_15_Ob_Ex_Cl_15	USD	1,400.00	16.00	5	80.00%	280.00	0.7500	0.00	275.00	0.00	0.00	08/03/2024	27/03/2024			0.00%	0.00%	0.00%	0	0	0	0.87	125.00
ARTIQUOIS	RINEMA	[Tartaro]*[_Cmarsi]	USD	6,345.00	10.00	5	80.00%	1,345.00	0.0000	0.00	2,010.00	0.00	0.00	01/03/2024	04/03/2024			21.88%	0.00%	20.00	0	0	0	0.87	215.00
ARTIQUOIS	RINEMA	[Tartaro_v_Ema_F_Ob_Ex_Nr	USD	4,700.00	10.00	5	80.00%	1,100.00	0.0000	0.00	1,700.00	-400.00	0.00	01/03/2024	04/03/2024			0.00%	0.00%	20.00	0	0	0	0.87	100.00
ARTIQUOIS	SHARGRUS	[Fabio]*_BearPunch	USD	800.00	0.00	5	80.00%	170.00	0.0000	0.00	200.00	0.00	0.00	27/03/2024	27/03/2024			0.00%	0.00%	0.00	0	0	0	0.87	100.00
ARTIQUOIS	SHARGRUS	[Tartaro]*[_Cmarsi]_Ob_Ex_Cl	USD	1,000.00	0.00	5	80.00%	200.00	0.0000	0.00	200.00	0.00	0.00	01/03/2024	04/03/2024			0.00%	0.00%	0.00	0	0	0	0.87	0.00%
ARTIQUOIS	SHARGRUS	[M_M_M]T_Fabio	USD	1,000.00	0.00	5	80.00%	210.00	0.0000	0.00	300.00	0.00	0.00	11/03/2024	11/03/2024			0.00%	0.00%	0.00	0	0	0	0.87	0.00%
ARTIQUOIS	SHARGRUS	[Fabio]*[Tartaro]_Ob_Ex_Cl	USD	4,000.00	0.00	5	80.00%	800.00	0.0000	0.00	800.00	0.00	0.00	01/03/2024	04/03/2024			0.00%	0.00%	0.00	0	0	0	0.87	0.00%
ARTIQUOIS	JPYGAME	[X]_GBP2	USD	2,031.00	0.00	7	71.43%	290.14	0.0000	0.00	1,031.00	0.00	0.00	04/03/2024	27/03/2024			0.00%	0.00%	0.00	0	0	0	0.87	0.00%
ARTIQUOIS	SHARGRUS	[Fabio]*_gaSoroMM	USD	21,000.00	7.00	9	78.00%	5,400.00	0.0000	-3,000.00	-3,000.00	8,275.00	-3,200.00	04/03/2024	27/03/2024			10.00%	0.00%	21,000.00	0	0	0	0.87	90.00
ARTIQUOIS	SHARGRUS	[Fabio]*_gaSoroMM	USD	21,000.00	7.00	9	78.00%	5,400.00	0.0000	-3,000.00	-3,000.00	8,275.00	-3,200.00	04/03/2024	27/03/2024			10.00%	0.00%	21,000.00	0	0	0	0.87	90.00
ARTIQUOIS	SHARGRUS	[Fabio]*_Gold	USD	1,000.00	100.00	1	100.00%	500.00	0.0000	0.00	500.00	0.00	0.00	01/03/2024	01/03/2024			0.00%	0.00%	0.00%	0	0	0	0.87	0.00%
ARTIQUOIS	SHARGRUS	[Tartaro]*[_Sym_v2017	USD	3,675.00	7.00	9	89.00%	1,175.00	0.0000	-1,075.00	0.00	1,910.00	-880.00	01/03/2024	27/03/2024			21.88%	0.00%	367.00	0	0	0	0.87	70.00
ARTIQUOIS	SAUGERPTFX	[Fabio]*_gaSoroMM	USD	2,400.00	7.00	9	89.00%	480.00	0.0000	-300.00	-300.00	1,000.00	-300.00	08/03/2024	27/03/2024			16.70%	0.00%	240.00	0	0	0	0.87	30.00
ARTIQUOIS	SAUGERPTFX	[Fabio]*_gaSoroMM	USD	2,400.00	7.00	9	89.00%	480.00	0.0000	-300.00	-300.00	1,000.00	-300.00	08/03/2024	27/03/2024			16.70%	0.00%	240.00	0	0	0	0.87	30.00
ARTIQUOIS	RINEMA	[MAXP]TMA	USD	2,700.00	7.00	9	78.00%	337.50	0.0000	-400.00	-400.00	500.00	-310.00	01/03/2024	27/03/2024			10.00%	0.00%	300.00	0	0	0	0.87	90.00
ARTIQUOIS	RINEMA	[Tartaro]*[_Cmarsi]	USD	2,700.00	7.00	9	78.00%	337.50	0.0000	-400.00	-400.00	500.00	-310.00	01/03/2024	27/03/2024			10.00%	0.00%	300.00	0	0	0	0.87	90.00
ARTIQUOIS	SHARGRUS	[Tartaro]*[Tartaro]_Ob_Ex	USD	1,000.00	0.00	5	80.00%	200.00	0.0000	0.00	200.00	0.00	0.00	01/03/2024	04/03/2024			0.00%	0.00%	0.00	0	0	0	0.87	0.00%
ARTIQUOIS	SHARGRUS	[Tartaro]*

VIRTUOZOXx	NoDeMAR	[Fabian]_Fusion97	[L60]	784.00	1.77	10	10.00%	10.00	-1.510%	-200.00	-200.00	-200.00	-170.00	00/00/0000	23/03/2004	23/03/2004	00:00:00	23/03/2004	00:00:00	0.00%	0.00%	10.00	-1	-1	0.00	0.00	10.00	0.00	10.00
VIRTUOZOXx	FRAXIMA	[MOUTH THE MOTEMAN]v1	[L60]	1,400.00	1.70	8	37.50%	175.00	-0.007%	-1,000.00	-1,000.00	-1,000.00	233.00	01/10/2004	29/03/2004	29/03/2004	00:00:00	29/03/2004	00:00:00	31.25%	0.00%	175.00	2	0	0.00	0.00	175.00	0.00	175.00
VIRTUOZOXx	NoDeMAR	[Fabian]-EURJPY1	[L60]	5,014.00	1.76	28	50.00%	204.00	-0.001%	-2,000.00	0.00	896.00	429.00	01/10/2004	01/04/2004	01/04/2004	00:00:00	02/03/2004	00:00:00	50.00%	50.00%	192.00	-3	-3	-1.00	-0.03	32.00	-0.03	32.00
VIRTUOZOXx	NoDeMAR	[Fabian]_EurUsd60v11	[L60]	2,700.00	1.70	27	59.26%	75.00	-0.077%	-1,000.00	-1,000.00	200.00	225.00	08/03/2004	29/03/2004	29/03/2004	00:00:00	29/03/2004	00:00:00	0.00%	0.00%	100.00	0	0	0.00	0.00	100.00	0.00	100.00
VIRTUOZOXx	NoDeMAR	[Fabian]_eurusdm_Sun2-1000	[L60]	1,510.00	1.70	17	52.00%	150.00	-0.066%	-2,000.00	-2,000.00	500.00	250.00	01/10/2004	29/03/2004	29/03/2004	00:00:00	29/03/2004	00:00:00	31.25%	0.00%	90.00	2	0	0.00	0.00	90.00	0.00	90.00
VIRTUOZOXx	FRAXIMA	[Fabian]-EURJPY1	[L60]	1,400.00	1.70	8	37.50%	175.00	-0.007%	-1,000.00	-1,000.00	233.00	233.00	01/10/2004	29/03/2004	29/03/2004	00:00:00	29/03/2004	00:00:00	31.25%	0.00%	175.00	2	0	0.00	0.00	175.00	0.00	175.00
VIRTUOZOXx	FRAXIMA	[T_Ultraphy_v10]v1-1000	[L60]	1,000.00	1.60	6	50.00%	200.00	-0.008%	-1,000.00	-1,000.00	-1,000.00	200.00	01/10/2004	29/03/2004	29/03/2004	00:00:00	29/03/2004	00:00:00	16.70%	0.00%	200.00	1	0	0.00	0.00	200.00	0.00	200.00
VIRTUOZOXx	NoDeMAR	[Fabian]_EurUsd60v11	[L60]	4,500.00	1.60	26	50.00%	192.31	-0.006%	-2,000.00	-2,000.00	500.00	277.00	08/03/2004	29/03/2004	29/03/2004	00:00:00	29/03/2004	00:00:00	0.00%	0.00%	90.00	0	0	0.00	0.00	90.00	0.00	90.00
VIRTUOZOXx	[Jeed]EURJPY	[Fabian]_Nonlinear_GB	[L60]	375.00	1.57	3	66.67%	125.00	-0.006%	-1,000.00	-1,000.00	500.00	500.00	04/03/2004	29/03/2004	29/03/2004	00:00:00	29/03/2004	00:00:00	33.33%	0.00%	125.00	1	0	0.00	0.00	125.00	0.00	125.00
VIRTUOZOXx	FRAXIMA	[FRAXIS_Hedging]v10	[L60]	1,075.00	1.57	20	40.00%	53.75	-0.004%	-1,075.00	-1,075.00	-75.00	350.00	01/10/2004	29/03/2004	29/03/2004	00:00:00	29/03/2004	00:00:00	53.13%	0.00%	49.00	1	0	0.00	0.00	49.00	0.00	49.00
VIRTUOZOXx	FRAXIMA	[MOUTH THE MOTEMAN]v1	[L60]	1,075.00	1.57	20	40.00%	53.75	-0.004%	-1,075.00	-1,075.00	350.00	350.00	01/10/2004	29/03/2004	29/03/2004	00:00:00	29/03/2004	00:00:00	53.13%	0.00%	49.00	1	0	0.00	0.00	49.00	0.00	49.00
VIRTUOZOXx	FRAXIMA	[Ultra-Trend Bot]v1[Fabian]	[L60]	1,000.00	1.56	20	45.00%	50.00	-0.004%	-1,000.00	0.00	400.00	200.00	01/10/2004	29/03/2004	29/03/2004	00:00:00	29/03/2004	00:00:00	53.13%	0.00%	50.00	1	0	0.00	0.00	50.00	0.00	50.00
VIRTUOZOXx	FRAXIMA	[Lot-Repeat]v1-Swing-FX	[L60]	896.00	1.49	6	50.00%	149.33	-0.003%	-2,100.00	-2,100.00	700.00	1,750.00	01/10/2004	27/03/2004	27/03/2004	00:00:00	27/03/2004	00:00:00	31.25%	0.00%	149.33	2	0	0.00	0.00	149.33	0.00	149.33
VIRTUOZOXx	FRAXIMA	[Lot-Repeat]v1-Swing-Trend	[L60]	896.00	1.49	6	50.00%	149.33	-0.003%	-2,100.00	-2,100.00	700.00	1,750.00	01/10/2004	27/03/2004	27/03/2004	00:00:00	27/03/2004	00:00:00	31.25%	0.00%	149.33	2	0	0.00	0.00	149.33	0.00	149.33
VIRTUOZOXx	[EURAUDFX]EURAU	[EA_X]-1-1000	[L60]	0.00	1.49	0	50.00%	0.00	-0.000%	-0.00	-0.00	0.00	0.00	08/03/2004	01/04/2004	01/04/2004	00:00:00	01/04/2004	00:00:00	50.00%	0.00%	0.00	0	0	0.00	0.00	0.00	0.00	0.00
VIRTUOZOXx	FRAXIMA	[Compressor_v100]	[L60]	675.00	1.44	3	50.00%	168.75	-0.002%	-300.00	-300.00	300.00	300.00	01/10/2004	01/04/2004	01/04/2004	00:00:00	01/04/2004	00:00:00	10.00%	0.00%	90.00	2	0	0.00	0.00	90.00	0.00	90.00
VIRTUOZOXx	NoDeMAR	[TURKANDMAN]v1	[L60]	4,400.00	1.43	26	50.00%	171.15	-0.034%	-1,000.00	-1,000.00	800.00	800.00	01/10/2004	01/04/2004	01/04/2004	00:00:00	02/03/2004	00:00:00	50.00%	50.00%	200.00	2	0	1.00	0.00	200.00	0.00	200.00
VIRTUOZOXx	[EURAUDFX]EURAU	[Fabian]_Eurusd60	[L60]	0.00	1.39	0	50.00%	0.00	-0.000%	0.00	0.00	0.00	0.00	01/10/2004	01/04/2004	01/04/2004	00:00:00	02/03/2004	00:00:00	25.10%	50.00%	0.00	2	-2	1.00	0.00	0.00	0.00	0.00
VIRTUOZOXx	[Jeed]EURJPY	[Fabian]_Nonlinear_GB	[L60]	2,000.00	1.38	7	50.00%	285.71	-0.004%	-2,000.00	-2,000.00	1,000.00	1,000.00	04/03/2004	29/03/2004	29/03/2004	00:00:00	29/03/2004	00:00:00	41.67%	0.00%	285.71	1	0	0.00	0.00	285.71	0.00	285.71
VIRTUOZOXx	[Jeed]EURJPY	[Fabian]_EurUsd_v100	[L60]	1,400.00	1.38	7	50.00%	200.00	-0.003%	-1,000.00	-1,000.00	500.00	500.00	04/03/2004	29/03/2004	29/03/2004	00:00:00	29/03/2004	00:00:00	41.67%	0.00%	200.00	1	0	0.00	0.00	200.00	0.00	200.00
VIRTUOZOXx	NoDeMAR	[Fabian]_EurUsd60v11	[L60]	3,500.00	1.38	19	50.00%	184.21	-0.006%	-2,000.00	-2,000.00	1,000.00	250.00	08/03/2004	29/03/2004	29/03/2004	00:00:00	29/03/2004	00:00:00	0.00%	0.00%	87.00	0	0	0.00	0.00	87.00	0.00	87.00
VIRTUOZOXx	[Jeed]EURJPY	[Fabian]-Sun-EURJ60	[L60]	1,075.00	1.38	15	50.00%	250.00	-0.006%	-2,000.00	-2,000.00	1,000.00	-1,000.00	08/03/2004	29/03/2004	29/03/2004	00:00:00	29/03/2004	00:00:00	16.70%	0.00%	50.00	0	0	0.00	0.00	50.00	0.00	50.00
VIRTUOZOXx	[EURAUDFX]EURAU	[Fabian]_Repeat60	[L60]	0.00	1.38	0	50.00%	0.00	-0.000%	-0.00	0.00	0.00	0.00	01/10/2004	01/04/2004	01/04/2004	00:00:00	01/04/2004	00:00:00	50.00%	50.00%	0.00	2	-2	1.00	0.00	0.00	0.00	0.00
VIRTUOZOXx	FRAXIMA	[Fabian]_Daily_Cross	[L60]	375.00	1.32	3	33.33%	125.00	-0.000%	-1,100.00	-1,100.00	300.00	300.00	01/10/2004	29/03/2004	29/03/2004	00:00:00	29/03/2004	00:00:00	20.00%	0.00%	350.00	1	0	1.00	0.00	350.00	0.00	350.00
VIRTUOZOXx	[MONSARTFX]v1	[Fundamb]v1	[L60]	700.00	1.30	5	50.00%	80.00	-0.001%	300.00	0.00	400.00	250.00	08/03/2004	29/03/2004	29/03/2004	00:00:00	29/03/2004	00:00:00	12.50%	0.00%	410.00	1	0	1.00	0.00	410.00	0.00	410.00
VIRTUOZOXx	[EURAUDFX]EURAU	[Fabian]-Sun-EURJ60	[L60]	0.00	1.30	0	50.00%	0.00	-0.000%	0.00	0.00	0.00	0.00	01/10/2004	01/04/2004	01/04/2004	00:00:00	02/03/2004	00:00:00	50.00%	50.00%	0.00	2	-2	1.00	0.00	0.00	0.00	0.00
VIRTUOZOXx	[EURAUDFX]EURAU	[EA-Trial]	[L60]	0.00	1.30	0	50.00%	0.00	-0.000%	-0.00	0.00	0.00	0.00	01/10/2004	01/04/2004	01/04/2004	00:00:00	02/03/2004	00:00:00	50.00%	50.00%	0.00	2	-2	1.00	0.00	0.00	0.00	0.00
VIRTUOZOXx	[Jeed]EURJPY	[X_Jeed]	[L60]	564.00	1.30	3	66.67%	188.00	-0.000%	-400.00	-400.00	400.00	400.00	01/10/2004	01/04/2004	01/04/2004	00:00:00	01/04/2004	00:00:00	33.33%	0.00%	188.00	1	0	1.00	0.00	188.00	0.00	188.00
VIRTUOZOXx	FRAXIMA	[Fabian]_Daily_CHF	[L60]	500.00	1.30	3	66.67%	166.67	-0.000%	-400.00	-400.00	0.00	750.00	01/10/2004	29/03/2004	29/03/2004	00:00:00	29/03/2004	00:00:00	33.33%	0.00%	166.67	1	0	1.00	0.00	166.67	0.00	166.67
				0.00	0.00	0.00	0.00%	0.00	-0.000%	-0.00	-0.00	0.00	0.00	01/01/1970	01/01/1970	01/01/1970	00:00:00	01/01/1970	00:00:00	0.00%	0.00%	0.00	0	0	0.00	0.00	0.00	0.00	0.00

Portfolio data All

System/Symbol	Worst Case Position	Worst Case Balance	Max Intraday Position	Max Intraday Balance	Max overnight Position	Max overnight Balance
[Jeed]EURJPY	-4	0.00	10	1,510.00	10	1,510.00
[Jeed]EURJPY	-4	0.00	10	1,510.00	10	1,510.00
[MONSARTFX]v1	-3	1,000.00	10	1,700.00	10	1,700.00
[MONSARTFX]v1	-3	1,000.00	10	1,700.00	10	1,700.00
[Lot-Repeat]v1	-3	0.00	7	2,100.00	7	2,100.00
[Lot-Repeat]v1	-3	0.00	7	2,100.00	7	2,100.00
[Jeed]EURJPY	-2	5,000.00	10	10,700.00	10	10,700.00
[Jeed]EURJPY	-2	0.00	10	10,700.00	10	10,700.00
[Jeed]EURJPY	-1	0.00	7	11,400.00	7	11,400.00
[Jeed]EURJPY	-1	0.00	7	11,400.00	7	11,400.00
[Jeed]EURJPY	-1	0.00	7	11,400.00	7	11,400.00
[Jeed]EURJPY	-1	0.00	7	11,400.00	7	11,400.00
[Jeed]EURJPY	-1	0.00	7	11,400.00	7	11,400.00
[Jeed]EURJPY	-1	0.00	7	11,400.00	7	11,400.00
[Jeed]EURJPY	-1	0.00	7	11,400.00	7	11,400.00
[Jeed]EURJPY	-1	0.00	7	11,400.00	7	11,400.00
[Jeed]EURJPY	-1	0.00	7	11,400.00	7	11,400.00
[Jeed]EURJPY	-1	0.00	7	11,400.00	7	11,400.00
[Jeed]EURJPY	-1	0.00	7	11,400.00	7	11,400.00
[Jeed]EURJPY	-1	0.00	7	11,400.00	7	11,400.00
[Jeed]EURJPY	-1	0.00	7	11,400.00	7	11,400.00
[Jeed]EURJPY	-1	0.00	7	11,400.00	7	11,400.00
[Jeed]EURJPY	-1	0.00	7	11,400.00	7	11,400.00
[Jeed]EURJPY	-1	0.00	7	11,400.00	7	11,400.00
[Jeed]EURJPY	-1	0.00	7	11,400.00	7	11,400.00
[Jeed]EURJPY	-1	0.00	7	11,400.00	7	11,400.00
[Jeed]EURJPY	-1	0.00	7	11,400.00	7	11,400.00
[Jeed]EURJPY	-1	0.00	7	11,400.00	7	11,400.00
[Jeed]EURJPY	-1	0.00	7	11,400.00	7	11,400.00
[Jeed]EURJPY	-1	0.00	7	11,400.00	7	11,400.00
[Jeed]EURJPY	-1	0.00	7	11,400.00	7	11,400.00
[Jeed]EURJPY	-1	0.00	7	11,400.00	7	11,400.00
[Jeed]EURJPY	-1	0.00	7	11,400.00	7	11,400.00
[Jeed]EURJPY	-1	0.00	7	11,400.00	7	11,400.00

All - Monthly

Year	Jan	Feb	Mar	Apr	May	Jun	Jul	Aug	Sep	Oct	Nov	Dec
2004			0.00 0,000,000.00 1.00% 1,000,000.00	0.00 0,000,000.00 1.00% 1,000,000.00								

All - Quarterly

Year	Q1	Q2	Q3	Q4
2004	0.00 0,000,000.00 1.00% 1,000,000.00	0.00 0,000,000.00 1.00% 1,000,000.00		

All - Yearly

Decade	Y0	Y1	Y2	Y3	Y4	Y5	Y6	Y7	Y8	Y9
2004					0.00 0,000,000.00 1.00% 1,000,000.00					

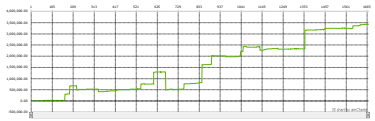

TOTAL Currency CAD

Account	Symbol	System	Curr	Total Profit	Profit Factor	Total Trades	% Prof	Avg Trade	Ratio W/L	DDown Max	DDown Curr	Avg Winning Trd	Avg Losing Trd	First Trade	Last Trade	Last Pos	DDM Date	Time in Market	Night in Market	Avg Contract	Max Ind0	Max Gravit	Trades By Day	Sharpe Ratio	MLT
VIRTUOZOXx	[JeEDUJAPFXR]v	[X_Hybrid]	[L60]	0.00	0.00	0	0.00%	0.00	0.000	0.00	0.00	0.00	0.00	01/10/2004	29/03/2004	29/03/2004	00:00:00	0.00%	0.00%	0.00	0	0	0.00	0.00	0.00
VIRTUOZOXx	[JeEDUJAPFXR]v	[X_Hybrid]	[L60]	0.00	0.00	14	50.00%	0.00	-0.000%	0.00	0.00	0.00	0.00	08/03/2004	01/04/2004	01/04/2004	00:00:00	50.00%	50.00%	0.00	-2	-2	1.00	0.07	0.07
VIRTUOZOXx	[EURAUDFX]EURAU	[Bollinger] CBot	[L60]	0.00	1.51	1	100.00%	0.00	0.000	0.00	0.00	0.00	0.00	01/10/2004	29/03/2004	29/03/2004	00:00:00	0.00%	0.00%	0.00	1	-1	1.00	0.00	0.00
VIRTUOZOXx	[EURAUDFX]EURAU	[EA-Trial]	[L60]	0.00	1.30	0	50.00%	0.00	-0.000%	0.00	0.00	0.00	0.00	01/10/2004	01/04/2004	01/04/2004	00:00:00	50.00%	50.00%	0.00	2	-2	1.00	0.00	0.00
				0.00	0.00	15	53.33%	0.00	-0.000%	0.00	0.00	0.00	0.00	01/10/2004	01/04/2004	01/04/2004	00:00:00	50.00%	50.00%	0.00	2	-2	1.00	0.07	0.07

Portfolio data Currency CAD

System/Symbol	Worst Case Position	Worst Case Balance	Max Intraday Position	Max Intraday Balance	Max overnight Position	Max overnight Balance
[MONSARTFX]v1	-3	0.00	10	1,510.00	10	1,510.00

Currency CAD - Monthly

Year	Jan	Feb	Mar	Apr	May	Jun	Jul	Aug	Sep	Oct	Nov	Dec
2004			0.00 0,000,000.00 1.00% 1,000,000.00	0.00 0,000,000.00 1.00% 1,000,000.00								

Currency CAD - Quarterly

Year	Q1	Q2	Q3	Q4
2004	0.00 0,000,000.00 1.00% 1,000,000.00	0.00 0,000,000.00 1.00% 1,000,000.00		

Currency CAD - Yearly
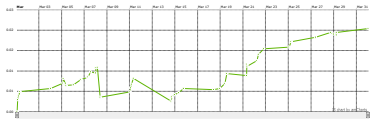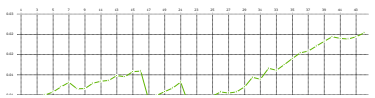
Decade	Y0	Y1	Y2	Y3	Y4	Y5	Y6	Y7	Y8	Y9
2004					0.00 0,000,000.00 1.00% 1,000,000.00